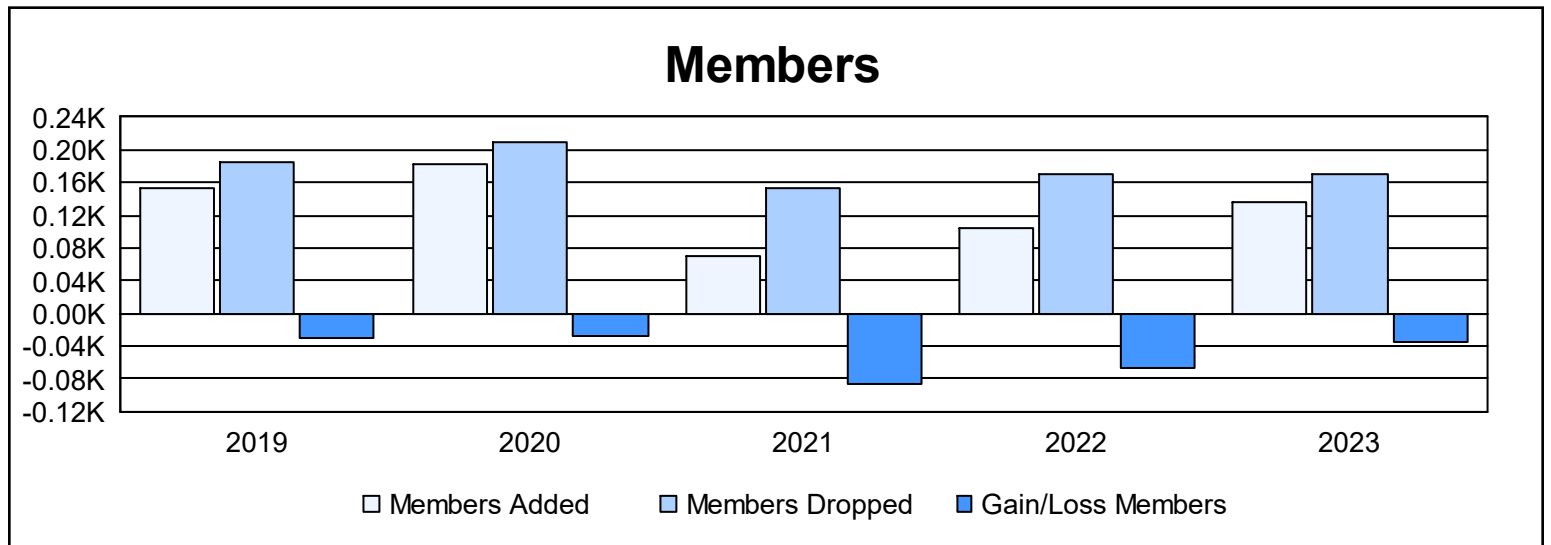
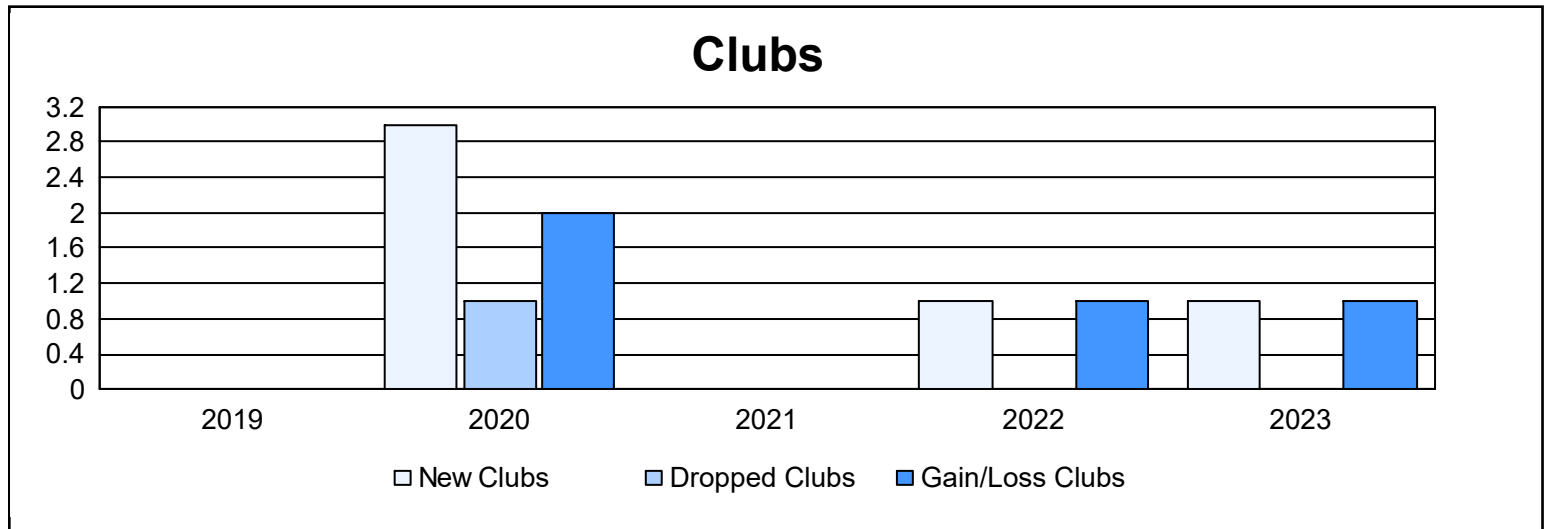
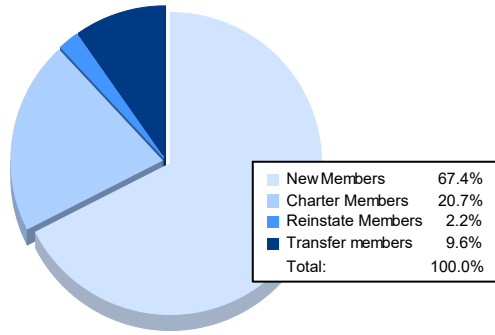


| Year | New Clubs | Dropped Clubs | Gain/ Loss Clubs | New Members | Charter Members | Reinstate Members | Transfer Members | Total Member Added | Total Members Dropped | Gain/ Loss Members |
|----------------|-----------|---------------|------------------|-------------|-----------------|-------------------|------------------|--------------------|-----------------------|--------------------|
| 2018-2019 | 0 | 0 | 0 | 150 | 0 | 1 | 3 | 154 | 184 | -30 |
| 2019-2020 | 3 | 1 | 2 | 92 | 68 | 8 | 15 | 183 | 210 | -27 |
| 2020-2021 | 0 | 0 | 0 | 53 | 4 | 6 | 6 | 69 | 154 | -85 |
| 2021-2022 | 1 | 0 | 1 | 67 | 28 | 3 | 6 | 104 | 171 | -67 |
| 2022-2023 | 1 | 0 | 1 | 91 | 28 | 3 | 13 | 135 | 170 | -35 |
| Average | 1 | 0 | 1 | 91 | 26 | 4 | 9 | 129 | 178 | -49 |



Membership Composition June 2023 Cumulative



Gender Composition June 2023 Cumulative

